

Invitation

Join us
for dinner!




Where: Sunset Ridge Student Restaurant
When: Wednesday January 16, 2020 @ 5:00 PM
RSVP: Reply to this email or call X8513

THE CENTER FOR
DISCOVERY



Host Verbal Script

- Hi, welcome to _____
- My name is _____
- I will take you to your seat
- Follow me



Waiter Script

Hello! My name is _____. I will be your server today.

What would you like to drink?

[take drink orders]

I will be right back with your drinks.

[get drinks and give them to customers]

What would you like to eat?

[take food order]

Your food will be out soon.

[bring food order to chef]

[go back top the table after customers have tried their food]

How is everything?









[make changes if needed]

[when customers are done, give them the bill]

Thank you for coming!.

Visual Order Form

Order Form
Seat # _____.

<p>What would you like to drink?</p> <p>drink</p> 	 <p>water</p>	 <p>juice</p>
<p>Would you like salad?</p>  <p>salad</p>	 <p>yes</p>	 <p>no</p>
<p>What kind of pizza would you like?</p>	<p>Veggie Pizza</p> 	<p>Plain Pizza</p> 
<p>What kind of cookie would you like?</p> <p>cookies</p> 	 <p>oatmeal cookie</p>	 <p>chocolate chip cookie</p>

Visual Recipe

Vegetable Pizza Ingredients



Whole Wheat Crust



Tomato Sauce



Mozzarella
Cheese



1 Green Pepper



1 Onion



1/4 Cup
Spinach



Mushrooms

Vegetable Pizza Directions

1. Cut the green pepper, onion, and mushrooms



2. Put the pizza crust on the baking pan



3. Spread the tomato sauce around the pizza crust



4. Sprinkle 1 cup cheese onto pizza crust



5. Add the vegetable toppings



6. Put Pizza in oven and Bake for 30 minutes



Simulated Bill

At the end of the meal, each guest receives an envelope with a bill and simulated money to pay for their meal.





RestaurantClub



**THE CENTER FOR
DISCOVERY**